

INSTRUCTIONS

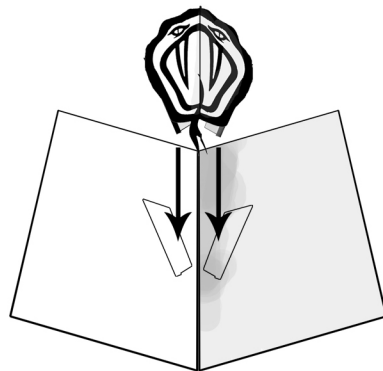
Print out on A4 card or paper. Fold down the middle & send to all your friends!

To add the optional pop-up World Serpent head, follow these directions:

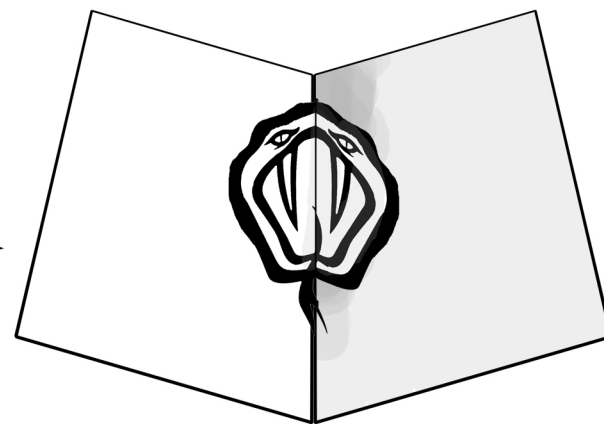
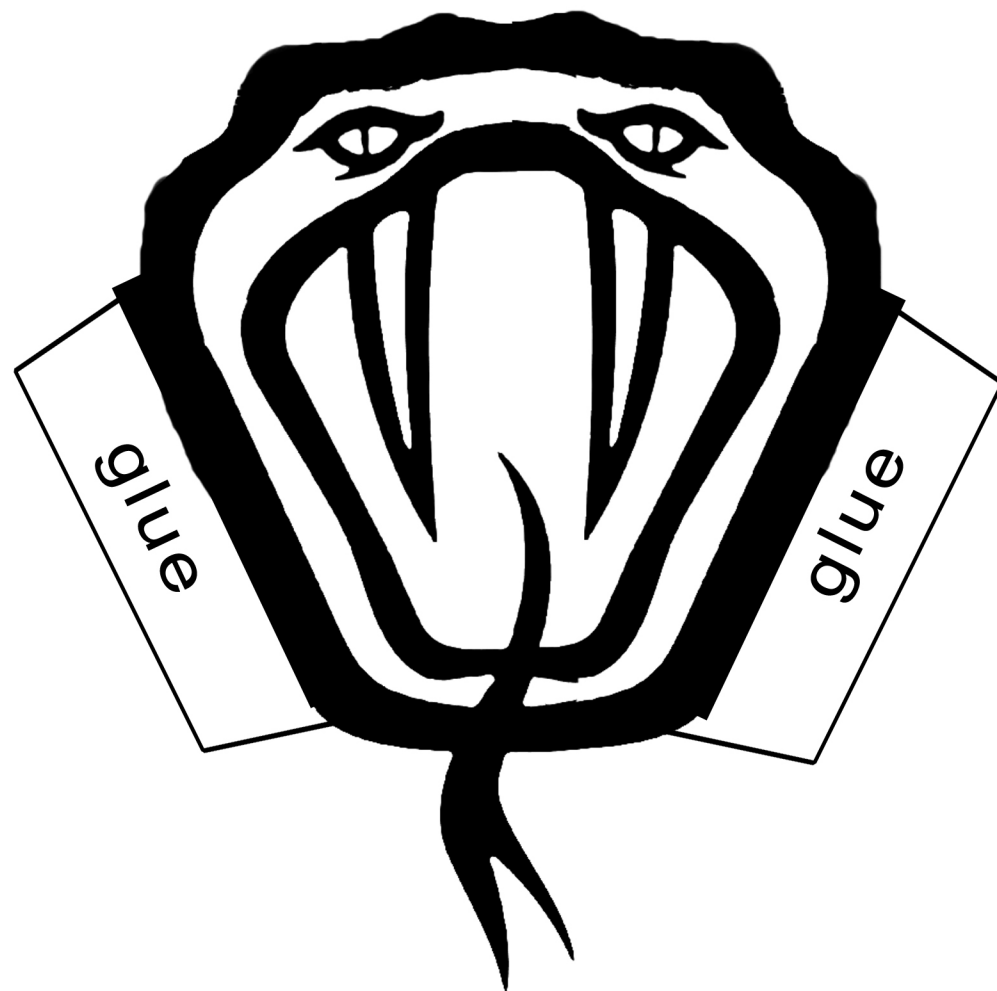
1. Print out the head opposite
2. Colour the head in
3. Carefully cut the head out. Be sure to include the 'glue' tabs.
4. Fold the head down the middle, then fold the tabs backwards also.




5. Put small dabs of glue on the tabs and stick to the inside of the card



6. Your card is finished! Complete with a scary pop-up World Serpent





WWW.ARTHURQUINN.IE



ᚠᚱᚦᚦᚦᚦ
ᚠᚱᚦᚦᚦᚦᚦᚦᚦᚦ*

*'HAPPY CHRISTMAS' IN VIKING RUNES